

# Visual Routine – School Readiness through Family Engagement

Goal: to practice using the skill of assertiveness through clear communication that focuses children’s attention on what we want them to do.

## Materials Needed:

- Routine chart (attached)
- Pictures of the routine you want to work on (drawings, photos, or pictures)
- Scissors
- Glue


## Directions:

1. Pick one time of day to focus on (getting ready in the morning, meal times, bedtimes...)
2. Think about what you want your child to do.
3. List out the steps in order. Younger children will do better with only three steps. Six steps is the limit.
4. Use a visual (drawings, photos, or pictures) so your child can clearly see and understand.
5. Post the routine where your child will use it.
6. Practice, practice, practice.
7. Remember to be patient and re-teach the routine over and over. This helps your child learn in a safe setting.

**When you have completed your activity, return only the bottom of this sheet.**

This is documentation of time spent with your child on this take-home project and helps our teachers to assess their progress with school readiness goals. Thank you for your continued cooperation completing these projects with your child. Remember to sign in PEN only.

**You are your child’s first and most important teacher!**


Center/Home Base: _____	Approved: _____
Head Start Staff Signature: _____	
<b>Take-Home Project Name: Visual Routine</b> <i>TS-Gold Number: 1a, 1b, 1c, 2a, 12a, 12b, 22</i>	
Child’s Name: _____	
<b>Amount of minutes my child and I spent working on the project this month:</b> Minutes: _____	
Parent Signature: _____	
Date: _____	

Western Dairyland Head Start is a federally funded program. For every \$1 of Federal funds received, Western Dairyland has to generate \$0.25 in non-federal match, or In-Kind.

For every hour you spend volunteering, you generate \$17.75 in In-Kind for our program.


# Visual Routine – School Readiness through Family Engagement

**“IT IS TIME FOR/TO \_\_\_\_\_.”**




1<sup>st</sup>

\_\_\_\_\_



2<sup>nd</sup>

\_\_\_\_\_




3<sup>rd</sup>

\_\_\_\_\_


# Visual Routine – School Readiness through Family Engagement

**“IT IS TIME FOR/TO \_\_\_\_\_.”**




4<sup>th</sup>

\_\_\_\_\_



5<sup>th</sup>

\_\_\_\_\_



6<sup>th</sup>

\_\_\_\_\_

**Visual Routine – School Readiness through Family Engagement**

Draw and label your own visuals for your child’s routine.

